



PEOPLE MOVERS

The Transport Engineering Specialists

Established in 1947, Severn Lamb continues to deliver high quality, safe and reliable People Movers around the world



When I am asked what Severn Lamb does, I say **we move people**

Patrick Severn Lamb, Managing Director

It is with much pleasure that I present to you our People Movers brochure. We are extremely proud of each and every one of our vehicles, which are a true tribute to the unmatched skill and knowledge of our diverse team of craftsmen. We invite and welcome you into our ever-growing family of cherished Severn Lamb clients.

Creating exceptional vehicles and visitor experiences for the most demanding

global customer requirements

We are the world leaders in the design and manufacture of crafting exceptional people moving experiences for a truly worldwide client base. Our diverse and varied portfolio has become the defining benchmark for quality, longevity and durability. All of our solutions are created to suit each and every client.

Our attractive People Movers are designed to withstand intensive operation with minimal downtime. You can be assured that our excellent customer service will result in the provision of expert advice when you may require, it both pre and post-delivery of your People Mover.

All of our vehicles have unique and innovative features that are designed to be environmentally friendly, efficient, quiet and long lasting.

Among our standard portfolio, we design and build bespoke solutions to reflect your individual needs. We help you make the right decisions through our consultancy service enabling you to receive a solution that is not only fit for purpose, but that ensures your business thrives.

By selecting a Severn Lamb People Mover, you are eliminating risk, lowering future operational costs, decreasing construction costs, maximising throughput and capacity along with creating a unique visitor experience.

Severn Lamb is your full service partner for all your people moving requirements.



We pride ourselves on our **quality, safety and longevity** for which we are known for throughout the world

CONTENTS

Tracked Trains	Page 6
Trackless Trains	Page 10
Severn Lamb - our approach	Page 13
Period Replicas	Page 14
Special Purpose Vehicles	Page 16
Leisure Monorails	Page 18
Severn Lamb - around the world	Page 20
Engineering Services	Page 22
Severn Lamb - through the years	Page 23

Tracked Trains

Severn Lamb offers the widest range of Tracked Trains available in the world today. All of our exceptional Trains are highly detailed with a quality finish. Our range is capable of transporting up to 320 passengers in a multitude of different coach styles and configurations.

- Our Tracked Trains include:
- Modern light rail solutions
 - Rail trains
 - Trolleys
 - Trams
 - Funiculars
 - Open and enclosed coaches
 - Rail track and signals
 - Custom themed and tailored rolling stock



LINCOLN, SOUTH KOREA



OPEN COACH, INDIA

DOUBLE DECK TROLLEY, TURKEY



We will transform **your dreams into reality**

Each train is offered with a diverse range of optional extras such as:

- Steam and sound effects
- Wheelchair accessibility
- GPS announcements
- Multimedia packages
- Cab and coach upgrades
- Bespoke colour/graphics packages

Drive systems include diesel hydraulic, LPG hydraulic, electric, hybrid, rope/cable pull along with other non-mechanical solutions.



PERIOD TRAM, IRELAND



JUPITER

LINCOLN

TEXAN

ARROW RIVER


(L-R), JUPITER, LINCOLN, TEXAN AND ARROW RIVER



LARVA'S WORLD EXPRESS, SOUTH KOREA









JUPITER BASED 'TUA EXPRESS', PORTUGAL



TEXAN, FRANCE













Built to **EN 13814 standards**

Tracked Trains

<p>ULR VTS</p>  <p>24 - 48+</p> <p>0% - 3%</p> <p>30m</p> <p>Icons: Access, Power, Baggage</p>	<p>ULR Express</p>  <p>60 - 120+</p> <p>0% - 3%</p> <p>50m</p> <p>65kph</p> <p>Icons: Access, Power, Baggage</p>	<p>Arrow River</p>  <p>16 - 48</p> <p>1.5%</p> <p>8m</p> <p>Icons: Access, Power, Baggage</p>	<p>Texan</p>  <p>42 - 96</p> <p>3%</p> <p>8m or 15m</p> <p>Icons: Access, Power, Baggage, Info</p>	<p>Lincoln</p>  <p>72 - 144</p> <p>3%</p> <p>17.5m or 35m</p> <p>Icons: Access, Power, Baggage, Info</p>	<p>Jupiter</p>  <p>160 - 320</p> <p>1%</p> <p>50m</p> <p>Icons: Access, Power, Baggage, Info</p>
<p>Jungle Express</p>  <p>42 - 320</p> <p>1% - 3%</p> <p>15m - 50m</p> <p>Icons: Access, Power, Baggage, Info</p>	<p>The Middleton</p>  <p>16 - 48</p> <p>1.5%</p> <p>8m</p> <p>Icons: Access, Power, Baggage, Info</p>	<p>Bristol</p>  <p>42 - 144</p> <p>3%</p> <p>15m</p> <p>Icons: Access, Power, Baggage, Info</p>	<p>Trans-Siberian Express</p>  <p>72 - 144</p> <p>3%</p> <p>15m</p> <p>Icons: Access, Power, Baggage, Info</p>	<p>Mine Train</p>  <p>16 - 48</p> <p>1%</p> <p>8m</p> <p>Icons: Access, Power, Baggage, Info</p>	<p>The Switcher</p>  <p>42 - 320</p> <p>1% - 3%</p> <p>15m - 50m</p> <p>Icons: Access, Power, Baggage, Info</p>

KEY

CAPACITY	DIESEL HYDRAULIC	ROPE/CABLE	SPEED
MAXIMUM GRADIENT	LPG HYDRAULIC	HYBRID	
MINIMUM RADIUS	ELECTRIC	TRACK	
DRIVE SYSTEM	NON-MECHANICAL	SIGNALS	

<p>Double Deck Trolley</p>  <p>50 - 70</p> <p>0% - 3%</p> <p>25m</p> <p>Icons: Access, Power, Baggage</p>	<p>Single Deck Trolley</p>  <p>20 - 40</p> <p>0% - 3%</p> <p>25m</p> <p>Icons: Access, Power, Baggage</p>	<p>Modern Funicular</p>  <p>35 - 140</p> <p>10%+</p> <p>50m</p> <p>Icons: Access, Power, Baggage, Info</p>	<p>Period Funicular</p>  <p>35 - 140</p> <p>10%+</p> <p>50m</p> <p>Icons: Access, Power, Baggage, Info</p>	<p>Modern Tram</p>  <p>28 - 84</p> <p>0% - 3%</p> <p>30m</p> <p>Icons: Access, Power, Baggage, Info</p>	<p>Period Tram</p>  <p>28 - 84</p> <p>0% - 3%</p> <p>30m</p> <p>Icons: Access, Power, Baggage, Info</p>
<p>Horse-Drawn Tram</p>  <p>20</p> <p>1%</p> <p>13m</p> <p>Icons: Access, Power, Baggage, Info</p>	<p>Vulcan</p>  <p>64 - 224</p> <p>0% - 3%</p> <p>15m - 50m</p> <p>Icons: Access, Power, Baggage, Info</p>	<p>Open Coaches</p>  <p>8 - 80</p> <p>N/A</p> <p>8m - 50m</p> <p>Icons: Access, Power, Baggage, Info</p>	<p>Enclosed Coaches</p>  <p>8 - 80</p> <p>N/A</p> <p>8m - 50m</p> <p>Icons: Access, Power, Baggage, Info</p>	<p>Rail Track</p>  <p>Track</p> <p>Sleepers</p> <p>Installation</p> <p>Track Survey</p>	<p>Signals</p>  <p>Drop Arm, Flasher</p> <p>Lights</p> <p>Bell</p> <p>Signage</p>



Fully customisable to suit your **individual requirements**

- Custom design, styling and theming
- Increasing/decreasing capacity as required
- Different seating configurations
- Operation on track gauges from 15" to 4ft 8 1/2"
- Interactivity
- Alternative power and drive systems

Trackless Trains

We offer the most comprehensive range of trains on tyres which are based on tried and tested technologies. Our Trackless Trains are designed from the chassis up in order to undertake intensive operation whilst minimising downtime.

Our Trackless Trains are suited for:

- Tours
- Excursions
- Rides
- Car park shuttles
- VIP vehicles
- Visitor transportation
- Commuter transportation



SL LAND TRAIN, UK



SL LAND ROVER, UK

The features of our Trackless Trains are:

- Wheelchair accessibility
- GPS announcements
- Lap belts
- Multimedia packages
- Cab and coach upgrades
- Bespoke colour/graphics packages

Our Trackless Trains are available for operation on the public highway and on private land.



SL TRACTOR TRAIN, ISLE OF WIGHT

The world's most **complete selection** of land trains



SL ULTRA TRAM VTS, UK



SL LAND TRAIN, VIETNAM



LANDAU, GERMANY

The popular SL Land Train is the leading model in its class. It is based on a Land Rover chassis. This not only means that uptime is high but also that on-going maintenance and servicing costs are low.

SL SAFARI TRAIN, FRANCE



SL MINI MOVER, UK

- Capacity range from 8 - 105
- Open and enclosed coaches
- Diesel, LPG and electric drive systems
- Easy to maintain and service
- On-going support from Severn Lamb



UNION PACIFIC, UK



MINI EXPRESS, CHINA

Trackless Trains



40 - 60
10%
12m



40 - 60
5% - 10%
15m



40 - 60
10%
12m



36 - 54
5% - 10%
12m



45
5%
5m



18 - 24
7%
5.5m



40 - 60
10%
15m



16 - 105+
0% - 10%
12m - 17m



8 - 29
10%
4m - 9m

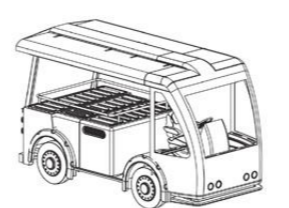


16 - 80+
7% - 15%
13m - 17m



Severn Lamb is able to customise any of our standard range of trackless vehicles along with undertaking unique one-off projects. As part of our tailoring package, we offer:

- Custom design, styling and theming
- Increasing/decreasing capacity as required
- Different seating configurations
- Ability to tackle challenging route conditions
- Interactivity
- Alternative power and drive systems




KEY

- CAPACITY
- MAXIMUM GRADIENT
- MINIMUM RADIUS
- DRIVE SYSTEM
- DIESEL
- LPG
- ELECTRIC

Severn Lamb our approach

STAGE 1
Evaluation of Needs and Consultation

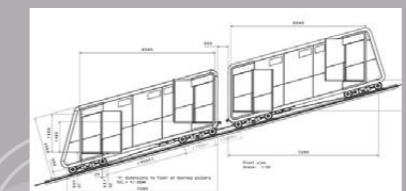


Configuration	A	B	C	D	E	F
Capacity	10	15	20	25	30	35
Length	10m	15m	20m	25m	30m	35m
Number of Vehicles	1	2	3	4	5	6
Vehicle	SL Land Train	SL Land Rover Series	SL Mini Mover	SL Ultra Tram VTS	Landau	Mini Express
Drive System	Electric	Electric	Electric	Electric	Electric	Electric
Chassis	SL Land Train	SL Land Rover Series	SL Mini Mover	SL Ultra Tram VTS	Landau	Mini Express
Chassis	SL Land Train	SL Land Rover Series	SL Mini Mover	SL Ultra Tram VTS	Landau	Mini Express
Number of Vehicles	1	2	3	4	5	6

STAGE 2
Contract Agreement



STAGE 3
Design



STAGE 4
Production



STAGE 5
Factory Approval



STAGE 6
Shipping and Delivery



STAGE 7
Site Acceptance, Commissioning and Training



STAGE 8
Completion and Product Support

Period Replicas

Authentic, hand-crafted and vintage, our range of period replicas are truly eye catching. Built around sturdy and robust chassis, our period vehicles are built to encounter the rigours of daily use.

- Our Period Replicas include:
- Single and double deck buses
 - Vending cars
 - Taxis
 - Street cars
 - Horse-drawn vehicles



DOUBLE DECK OMNIBUS, HONG KONG



SINGLE DECK OMNIBUS, UK



VENDING CAR, FRANCE



All of our period transportation contain realistic features such as brass lights, lamps, wooden facias, bench-style seating and destination boards to name just a few.

Period Replicas

Double Deck Omnibus



30 - 50

5%

12m



Single Deck Omnibus



14 - 28

5%

12m



Vending Car



2

5%

12m



Jitney Wagon



10

5%

12m



Among our standard range of period vehicles, we welcome requests to bespoke build one-off vehicles to unique historical concepts.

Regardless of your design, capacity or operational requirements, we can manufacture a solution you will be proud of.



KEY

CAPACITY

MAXIMUM GRADIENT

MINIMUM RADIUS

DRIVE SYSTEM

DIESEL

LPG

ELECTRIC

DOUBLE DECK OMNIBUS



SINGLE DECK OMNIBUS

VENDING CAR



JITNEY WAGON

Authentic, hand crafted and vintage in design, our period replicas are **truly eye-catching**

Special Purpose Vehicles

There is **nothing** beyond our capability



TUA EXPRESS, PORTUGAL



ADVENTURE TRUCK, NETHERLANDS



DERREN BROWN'S GHOST TRAIN, UK



CUSTOM TOUR TRAM, BARBADOS



ADVENTURE TRUCK, NETHERLANDS

We have a dedicated workforce to bring to life any concept or idea received from our clients. Combining our pedigree and extensive vehicle knowledge, we can utilise our collective skill sets to design, manufacture and deliver a truly individual vehicle.

Special Purpose Vehicles



Adventure Truck

- 30 - 75
- 20%
- 18m
- Drive System




Expedition Jeep

- 12 - 16
- 20%
- 12m - 14m
- Drive System



Derren Brown's Ghost Train

- 58- 174
- N/A
- N/A
- Drive System




The Postal Museum

- 32- 64
- 5%
- 15m
- Drive System



KEY

- CAPACITY
- MAXIMUM GRADIENT
- MINIMUM RADIUS
- DRIVE SYSTEM
- DIESEL HYDRAULIC
- LPG HYDRAULIC
- ELECTRIC



Fully customisable to suit your individual requirements

Even though every Special Purpose Vehicle is tailored to meet each of our clients' requirements, we can go many steps further to provide an even more original and creative solution:

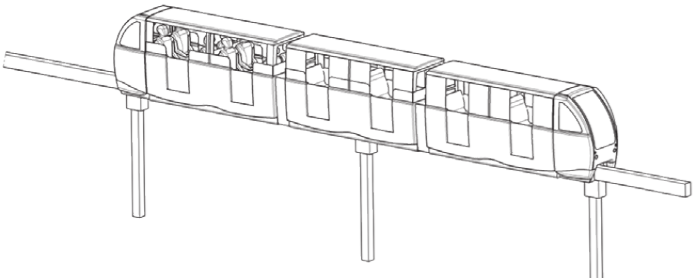
- Custom design, styling and theming
- Increasing/decreasing capacity as required
- Different seating configurations
- Ability to tackle challenging route conditions
- Interactivity
- Alternative power and drive systems




Leisure Monorails

For a breath-taking and entertaining experience, our range of customisable Leisure Monorails are perfect for any attraction wanting to receive a sleek and hi-tech People Mover.


Our outstanding design ensures our monorails not only look great, but also run efficiently and safely.



An **exciting and magical** experience



CATERPILLAR MONORAIL, MALAYSIA



SUPERGLIDE, MALAYSIA



DRAGON MONORAIL, FRANCE

Leisure Monorails

Caterpillar	Dragon	Superglide
24+	4 per coach	8 - 48
0 - 4%	0 - 4%	0 - 6%
6 - 8 mph	6 - 8 mph	6 - 8 mph

KEY

- | | |
|------------------|----------|
| CAPACITY | DIESEL |
| MAXIMUM GRADIENT | LPG |
| SPEED | ELECTRIC |
| DRIVE SYSTEM | |

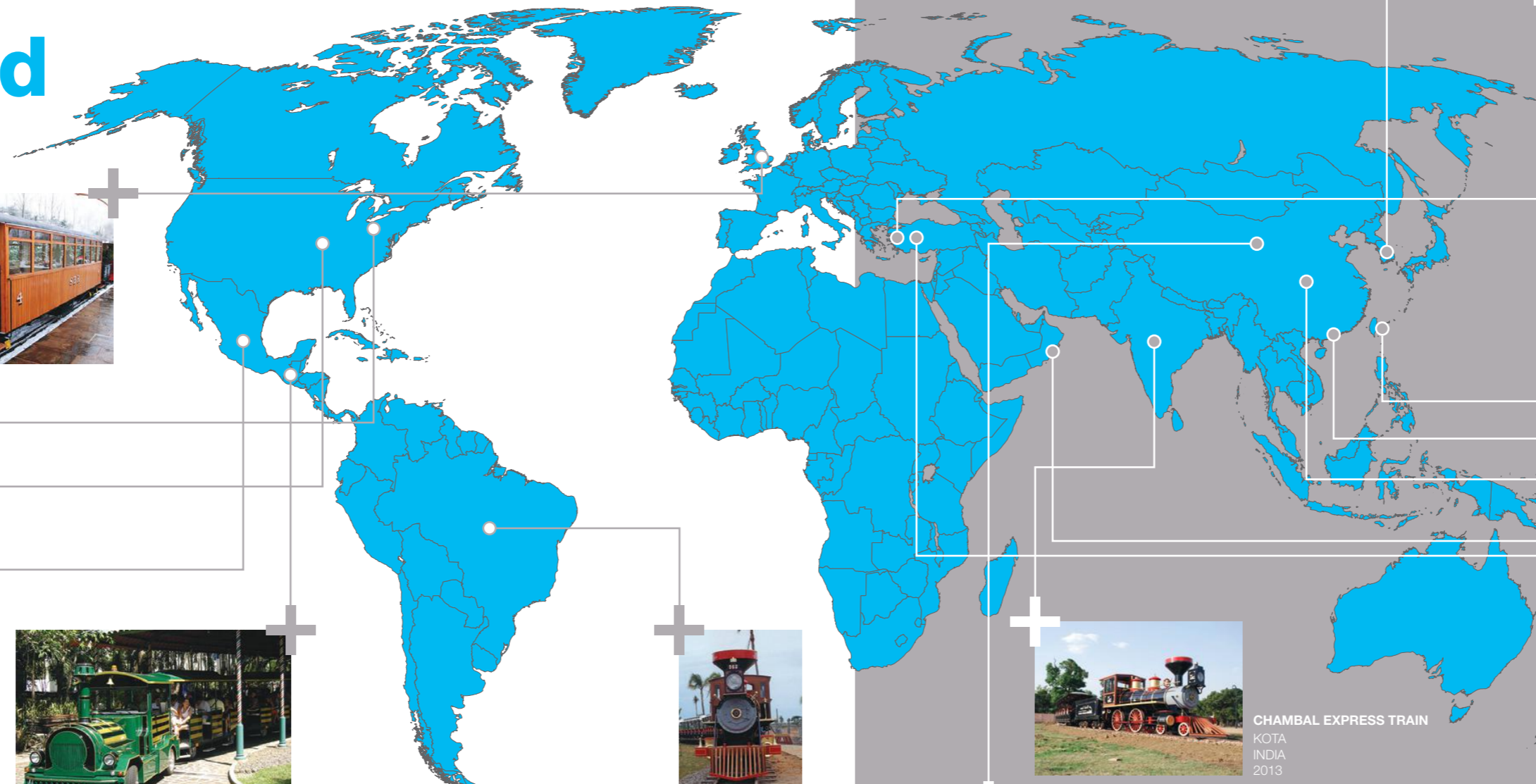


Our range of customisable leisure monorails are **perfect for any attraction**

Fully customisable to suit your **individual requirements**

- All of our monorails can be tailored to provide a truly unique and original solution. As part of our customisation package, we offer:
- Custom design, styling and theming
 - Increasing/decreasing capacity as required
 - Different seating configurations
 - Ability to tackle challenging route conditions
 - Interactivity

Severn Lamb around the world



TEXAN RAIL TRAIN
LODI STATION
USA
2007



4 x PERIOD REPLICA COACHES
STATFOLD BARN FARM RAILWAY
UNITED KINGDOM
2013



2 x TEXAN RAIL TRAINS
LOUISVILLE ZOO
USA
2013



TEXAN RAIL TRAIN
PARQUE XOCHIPILLI
MEXICO
2009



SL LAND TRAIN
IRTRA
GUATEMALA
2006

LINCOLN RAIL TRAIN
BETO CARRERO WORLD
BRAZIL
2002



THEMED RAIL TRAIN
FOREST PARK
CHINA
2005

CHAMBAL EXPRESS TRAIN
KOTA
INDIA
2013



SL LAND TRAIN
VIETNAM
2015



8 x LINCOLN RAIL TRAINS
ECOLAND
SOUTH KOREA
2012



ULR EXPRESS
TURKEY
2015



3 x JUPITER RAIL TRAINS
DISNEYLAND
HONG KONG
2004



MINI EXPRESS
HARBIN LE PINE SHOPPING CENTRE
CHINA
2015



ULR TRACKED TRAIN
AL HOOA CAVES
OMAN
2010



DOUBLE DECK TROLLEY
VIALAND
TURKEY
2013



Engineering Services

Severn Lamb is a collective of craftsmen, designers, painters, fabricators, project managers and consultants. We ensure that whatever your engineering needs, we deliver a quality product on time. We are PRINCE2 Project Management practitioners along with following ISO 9001:2008. This guarantees a quality approach for our clients. Severn Lamb is your full service partner for all your engineering requirements.

Our Engineering Services include:

- Fabrication and Engineering
- Design
- Maintenance and Servicing
- Project Management and Consultancy
- Refurbishment and Repair
- Track and Infrastructure



FABRICATION


SERVICING



PROTOTYPING NEW PRODUCTS



REFURBISHMENT AND REPAIR



BUILD TO PRINT

Contract Manufacturing

Severn Lamb through the years

1947

Severn Lamb is founded by Peter Severn Lamb. Operated initially from workshops behind a family owned hotel in Stratford-upon-Avon



1954

First employees hired. Manufacturing predominantly models and 7 1/4" steam railways



1958

Due to rapid success, the company moves into a new factory in Stratford-upon-Avon, UK



1971

First 10 1/4" Rio Grande rail train manufactured by Severn Lamb. Delivered to Drayton Manor Theme Park, UK

1976

Peter's son, Michael Severn Lamb is appointed Managing Director



1984

IAAPA membership initiated. Remains continuous to this day



1993

Severn Lamb delivers steam locomotives to Disneyland Paris



1995

Queen's Award for Export Achievement is bestowed to the company having exported 96% production in 1994



2008

Largest single order for trains is awarded – 5 Lincoln rail trains. The client is Ecoland in South Korea



2006

Patrick Severn Lamb is installed as the new Managing Director of the company making him the third generation of his family to run the business



2004

Undertaking another Disney project, Severn Lamb delivers 3 Jupiter rail trains to Hong Kong Disneyland



2004

Custom built parade floats delivered for the Athens Summer Olympics opening ceremony



1998

Delivers SL Monorail system to Malaysia

2010

Severn Lamb design and build first ULR VTS



2013

First standard gauge product is produced; a double deck period trolley destined for Vialand Theme Park in Turkey



2016

Severn Lamb delivers the first of our newly developed Ultra Light Rail trains winning the Global Light Rail Awards Outstanding Engineering Achievement award in the process

2018 and Beyond



“Proud to be made in Britain
since 1947”

Severn Lamb

Tything Road
Alcester
Warwickshire
B49 6ET
United Kingdom

Tel: +44 (0)1789 400140

Fax: +44 (0)1789 400240

Email: sales@severn-lamb.com

www.severn-lamb.com

